

CANVASS OF PRIMARY ELECTION DEMOCRATIC PARTY

I, **Sylvia Bruni**, the **Democratic** County Chair of **Webb** County, Texas, met at 3:00 pm on Thursday, June 2, 2022 at the 1st Floor conference room of the Billy Hall Administrative Building located at 1110 Washington St. in Laredo, Texas, with the County Executive Committee sitting as the canvassing board for the Democratic Primary Runoff Election held in this county on the 24th day of **May**, **2022**.

I hereby certify that the tabulation of returns is true and correct as shown on the Summary Report and the Return Sheet received from the elections administrator for all precinct returns submitted by the presiding judges of the election.

Witness my hand this 2nd day of June, 2022.


Sylvia Bruni
Democratic County Chair

NOTE: This statement should be attached to the tabulated copy of returns.

Authority Conducting Election: Democratic Party
Date of Election: May 24, 2022
Type of Election: PRIMARY RUNOFF

Page 1 / 2

Return Sheet


Name of Candidate <i>(Nombre del Candidato)</i>	Office Sought <i>(Puesto oficial solicitado)</i>	No. of votes received <i>(Numero de votos recibidos)</i>	Percentage of votes <i>(Porcentaje de votos)</i>
Henry Cuellar	US Rep, Dist 28	14334	68.60%
Jessica Cisneros	US Rep, Dist 28	6560	31.40%
Michelle Beckley	Lieutenant Governor	10678	62.70%
Mike Collier	Lieutenant Governor	6352	37.30%
Joe Jaworski	Attorney General	4150	23.98%
Rochelle Mercedes Garza	Attorney General	13153	76.02%
Janet T. Dudding	Comptroller of Public Accounts	5443	32.06%
Angel Luis Vega	Comptroller of Public Accounts	11535	67.94%
Jay Kleberg	Comm. General Land Office	4407	26.00%
Sandragrace Martinez	Comm. General Land Office	12541	74.00%
Melissa N Ortega	State Board of Education, Dist 1	9922	58.28%
Laura Marquez	State Board of Education, Dist 1	7104	41.72%
Cindy Liendo	County Commissioner Pct 4	1894	41.56%
Ricky Jaime	County Commissioner Pct 4	2663	58.44%
Graciela Villarreal	Precinct Chair Precinct 231	191	55.04%
Alicia G. Carrillo	Precinct Chair Precinct 231	156	44.96%
Esther Kurczyn-Firova	Precinct Chair Precinct 255	173	49.57%
Christine Nicole Hudson	Precinct Chair Precinct 255	176	50.43%
Anna L. Cavazos Ramirez	Precinct Chair Precinct 344	553	58.21%
Letti Trejo	Precinct Chair Precinct 344	397	41.79%

Total number of voters who voted as indicated by E.R.M Report: 21,020

I, Jose Luis Castillo, Elections Administrator for the County of Webb, Texas, do hereby certify that the above return is a true & correct return for the Democratic Primary Runoff Election held on the 24th day of May, 2022.

(Yo, Jose Luis Castillo, Administrador de Elecciones del Condado de Webb, Texas, por lo presente certifico que los datos de arriba son los resultados verdaderos y correctos de la Elección Primaria del desempate del Partido Democrato que se celebró el día 24 de Mayo del año 22.)

Dated this 1st day of June, 2022
(Fechada este día 1 de Junio del año 2022)




José Luis Castillo
Elections Administrator

CANVASS OF PRIMARY ELECTION REPUBLICAN PARTY

I, **Luis De La Garza**, the **Republican** County Chair of **Webb** County, Texas, met at 3:00 pm on Thursday, June 2, 2022 at the 1st Floor conference room of the Billy Hall Administrative Building located at 1110 Washington St. in Laredo, Texas, with the County Executive Committee sitting as the canvassing board for the Republican Primary Runoff Election held in this county on the **24th** day of **May, 2022**.

I hereby certify that the tabulation of returns is true and correct as shown on the Summary Report and the Return Sheet received from the elections administrator for all precinct returns submitted by the presiding judges of the election.

Witness my hand this 2nd day of June, 2022.



Luis De La Garza
Republican County Chair

NOTE: This statement should be attached to the tabulated copy of returns.

Authority Conducting Election: Republican Party
Date of Election: May 24, 2022
Type of Election: PRIMARY RUNOFF

Return Sheet


Name of Candidate (Nombre del Candidato)	Office Sought (Puesto oficial solicitado)	No. of votes received (Numero de votos recibidos)	Percentage of votes (Porcentaje de votos)
Cassy Garcia	US Rep, Dist 28	1156	54.76%
Sandra Whitten	US Rep, Dist 28	955	45.24%
Ken Paxton	Attorney General	1194	55.82%
George P. Bush	Attorney General	945	44.18%
Tim Westley	Commissioner General Land Office	1131	56.86%
Dawn Buckingham	Commissioner General Land Office	858	43.14%
Sarah Stogner	Railroad Commissioner	958	48.95%
Wayne Christian	Railroad Commissioner	999	51.05%
Martin Guerrero	Precinct Chair, Precinct 345	30	46.88%
Dolores Medrano	Precinct Chair, Precinct 345	34	53.12%

Total number of voters who voted as indicated by E.R.M Report: 2,193

I, Jose Luis Castillo, Elections Administrator for the County of Webb, Texas, do hereby certify that the above return is a true & correct return for the Republican Primary Runoff Election held on the 24th day of May, 2022.

(Yo, Jose Luis Castillo, Administrador de Elecciones del Condado de Webb, Texas, por lo presente certifico que los datos de arriba son los resultados verdaderos y correctos de la Elección Primaria del desempate del Partido Republicano que se celebró el día 24 de Mayo del año 22.)

Dated this 1st day of June, 2022
(Fecha este día 1 de Junio del año 2022)



Jose Luis Castillo
Elections Administrator

Summary Results Report
 20220524_Webb County Primary Election
 May 31, 2022

OFFICIAL RESULTS

Webb County

Statistics

	TOTAL	Absentee	Early Voting	Election Day	EV Provisional	ED Provisional
Election Day Precincts Reporting	78 of 78	0	0	78	0	0
Precincts Complete	0 of 78	0	0	0	0	0
Precincts Partially Reported	78 of 78	0	0	78	0	0
Absentee/ Early Precincts Reporting	78 of 78	78	78	0	0	0
Registered Voters - Total	0					
Registered Voters - Republican Party	0					
Registered Voters - Democratic Party	0					
Registered Voters - NONPARTISAN	0					
Ballots Cast - Total	23,213	804	14,171	8,238	0	0
Ballots Cast - Republican Party	2,193	18	1,192	983	0	0
Ballots Cast - Democratic Party	21,020	786	12,979	7,255	0	0
Ballots Cast - NONPARTISAN	0	0	0	0	0	0
Ballots Cast - Blank	29	1	20	8	0	0
Voter Turnout - Total	0.00%					
Voter Turnout - Republican Party	0.00%					
Voter Turnout - Democratic Party	0.00%					
Voter Turnout - NONPARTISAN	0.00%					

TOTAL VOTES
WITH PROVISIONAL BALLOTS
 (All votes unofficial until canvassed)
5:40 PM Justin Kelly
 (Judge central count)

Summary Results Report
 20220524_Webb County Primary Election
 May 31, 2022

OFFICIAL RESULTS

Webb County

REP US Rep, District 28

Vote For 1

	TOTAL	VOTE %	Absentee	Early Voting	Election Day	EV Provisionals	ED Provisionals
Cassy Garcia	1,156	54.76%	11	637	508	0	0
Sandra Whitten	955	45.24%	6	506	443	0	0
Contest Totals	2,193		18	1,192	983	0	0

REP Attorney General

Vote For 1

	TOTAL	VOTE %	Absentee	Early Voting	Election Day	EV Provisionals	ED Provisionals
Ken Paxton	1,194	55.82%	12	631	551	0	0
George P. Bush	945	44.18%	6	524	415	0	0
Contest Totals	2,193		18	1,192	983	0	0

REP Comm General Land Office

Vote For 1

	TOTAL	VOTE %	Absentee	Early Voting	Election Day	EV Provisionals	ED Provisionals
Tim Westley	1,131	56.86%	9	591	531	0	0
Dawn Buckingham	858	43.14%	8	484	366	0	0
Contest Totals	2,193		18	1,192	983	0	0

REP Railroad Commissioner

Vote For 1

	TOTAL	VOTE %	Absentee	Early Voting	Election Day	EV Provisionals	ED Provisionals
Sarah Stogner	958	48.95%	8	526	424	0	0
Wayne Christian	999	51.05%	10	531	458	0	0
Contest Totals	2,193		18	1,192	983	0	0

REP Precinct Chair Precinct 345

Vote For 1

	TOTAL	VOTE %	Absentee	Early Voting	Election Day	EV Provisionals	ED Provisionals
Martin Guerrero	30	46.88%	0	16	14	0	0
Dolores Medrano	34	53.12%	1	22	11	0	0
Contest Totals	69		1	41	27	0	0

DEM US Rep, District 28

Vote For 1

	TOTAL	VOTE %	Absentee	Early Voting	Election Day	EV Provisionals	ED Provisionals
Henry Cuellar	14,334	68.60%	619	9,149	4,566	0	0
Jessica Cisneros	6,560	31.40%	165	3,739	2,656	0	0
Contest Totals	21,020		786	12,979	7,255	0	0

Summary Results Report
 20220524_Webb County Primary Election
 May 31, 2022

OFFICIAL RESULTS

Webb County

DEM Lieutenant Governor

Vote For 1

	TOTAL	VOTE %	Absentee	Early Voting	Election Day	EV Provisionals	ED Provisionals
Michelle Beckley	10,678	62.70%	386	6,415	3,877	0	0
Mike Collier	6,352	37.30%	282	3,967	2,103	0	0
Contest Totals	21,020		786	12,979	7,255	0	0

DEM Attorney General

Vote For 1

	TOTAL	VOTE %	Absentee	Early Voting	Election Day	EV Provisionals	ED Provisionals
Joe Jaworski	4,150	23.98%	200	2,648	1,302	0	0
Rochelle Mercedes Garza	13,153	76.02%	483	7,905	4,765	0	0
Contest Totals	21,020		786	12,979	7,255	0	0

DEM Comptroller of Public Accounts

Vote For 1

	TOTAL	VOTE %	Absentee	Early Voting	Election Day	EV Provisionals	ED Provisionals
Janet T. Dudding	5,443	32.06%	203	3,244	1,996	0	0
Angel Luis Vega	11,535	67.94%	476	7,073	3,986	0	0
Contest Totals	21,020		786	12,979	7,255	0	0

DEM Comm General Land Office

Vote For 1

	TOTAL	VOTE %	Absentee	Early Voting	Election Day	EV Provisionals	ED Provisionals
Jay Kleberg	4,407	26.00%	189	2,771	1,447	0	0
Sandragrace Martinez	12,541	74.00%	490	7,554	4,497	0	0
Contest Totals	21,020		786	12,979	7,255	0	0

DEM Member, State BoE, Dist 1

Vote For 1

	TOTAL	VOTE %	Absentee	Early Voting	Election Day	EV Provisionals	ED Provisionals
Melissa N Ortega	9,922	58.28%	343	6,081	3,498	0	0
Laura Marquez	7,104	41.72%	328	4,299	2,477	0	0
Contest Totals	21,020		786	12,979	7,255	0	0

DEM County Commissioner Pct 4

Vote For 1

	TOTAL	VOTE %	Absentee	Early Voting	Election Day	EV Provisionals	ED Provisionals
Cindy Liendo	1,894	41.56%	83	1,069	742	0	0
Ricky Jaime	2,663	58.44%	119	1,768	776	0	0
Contest Totals	4,749		215	2,938	1,596	0	0

Summary Results Report
 20220524_Webb County Primary Election
 May 31, 2022

OFFICIAL RESULTS

Webb County

DEM Precinct Chair Precinct 231

Vote For 1

	TOTAL	VOTE %	Absentee	Early Voting	Election Day	EV Provisionals	ED Provisionals
Graciela Villarreal	191	55.04%	7	119	65	0	0
Alicia G. Carrillo	156	44.96%	7	100	49	0	0
Contest Totals	407		14	262	131	0	0

DEM Precinct Chair Precinct 255

Vote For 1

	TOTAL	VOTE %	Absentee	Early Voting	Election Day	EV Provisionals	ED Provisionals
Esther Kurczyn-Firova	173	49.57%	1	105	67	0	0
Christine Nicole Hudson	176	50.43%	5	111	60	0	0
Contest Totals	409		8	251	150	0	0

DEM Precinc Chair Precinct 344

Vote For 1

	TOTAL	VOTE %	Absentee	Early Voting	Election Day	EV Provisionals	ED Provisionals
Anna L. Cavazos Ramirez	553	58.21%	17	434	102	0	0
Letti Trejo	397	41.79%	13	258	126	0	0
Contest Totals	1,105		36	804	265	0	0